



J THOMAS & COMPANY PRIVATE LIMITED
KOLKATA MARKET SYNOPSIS - SALE 14 (2026 - 27)

CTC
Market Report
· Good demand.
· Nominal weight of Assam estate sold between ₹360-₹450 while Doors estate sold between ₹350-₹370.
· Doors BLF sold between ₹170-₹250 based on quality. Some old season teas on offer sold in line with quality between ₹150-₹200
Buying Analysis
· Other Internal/Local: Mainstay
·
·
·
Orthodox
Market Report
· Good demand
· Nominal quantity of new season teas on offer witnessed competition and sold at levels similar to last. TGFOPI sold in the range of Rs 420-480 and TGFOF Rs 350-400. GFOP sold at levels lower to last year between Rs 330-370 while FOP/OP sold at levels similar to previous year between Rs 280-330. FBOP sold irregular and at levels similar to previous season in the range of Rs 320-360.
· GBOP witnessed less competition and sold at levels lower to last season between Rs 270-315. BPS/BOP sold in the range of Rs 360-380. Leafy fannings met with better demand and sold between Rs 200-245. Old season teas readily absorbed and sold in line with quality.
Buying Analysis
· Middle East : Operated
· CIS: Operated
·
·

DUST
Market Report
· Good demand
· Nominal weight of first flush Assam estate sold between Rs 350 to 410
· Remaining old season teas sold as per quality.
Buying Analysis
· Western India : Operated
· Other Internal/Local: Active
·
·
Darjeeling
Market Report
· Good demand
· Nominal quantity of lower elevation first flush whole leaf sold at 1500 and above. Old season teas moved in line with quality.
· Local/Internal: Mainstay

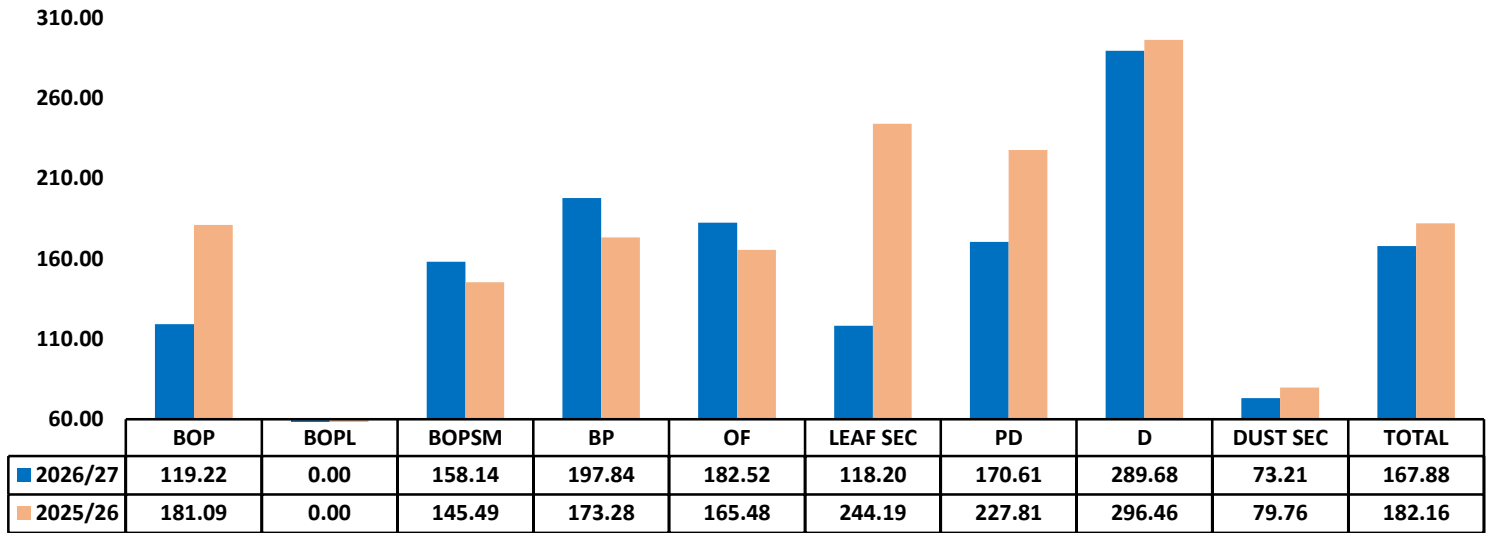
AUCTION AVERAGES

	2026/27			2025/26			UP TO SALE 14		
	SALE 14		+/-	SALE 14		+/-	2026/27	2025/26	2024/25
CTC LEAF	179.91		-	175.25		-	179.91	175.25	151.57
DUST	133.64		-	226.24		-	133.64	226.24	121.45
TOTAL	167.88		-	182.16		-	167.88	182.16	143.92
ORTHODOX	210.07		-	311.63		-	210.07	311.63	251.12
DARJEELING	235.12		-	202.00		-	235.12	202.00	106.37
ALL TEAS	185.76		-	213.17		-	185.76	213.17	169.57

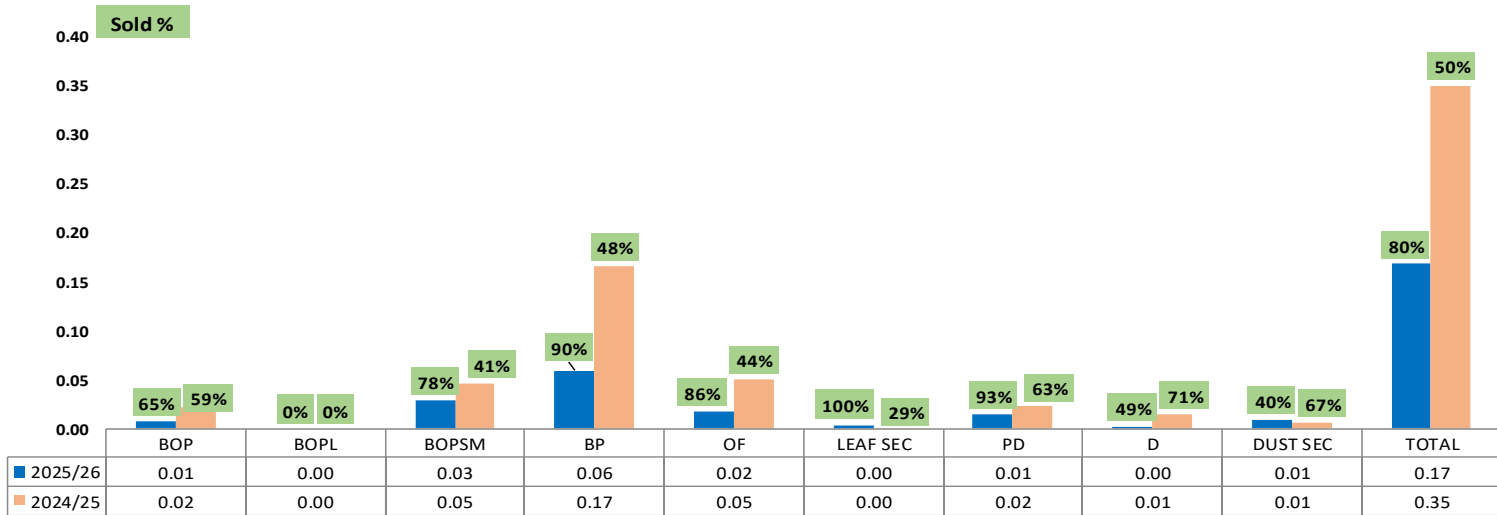
KOLKATA AUCTION AVERAGES

SALE	14	15	16	17	18	19
CTC LEAF	2026/27	179.91				
	2025/26	175.25	175.28	215.76	206.67	233.48
DUST	2026/27	133.64				
	2025/26	226.24	199.62	273.77	265.91	261.70
TOTAL	2026/27	167.88				
	2025/26	182.16	181.77	232.03	224.03	243.90
ORTHODOX	2026/27	210.07				
	2025/26	311.63	304.96	300.65	311.85	321.42
DARJEELING	2026/27	235.12				
	2025/26	202.00	119.64	953.50	1,268.50	842.65

Kolkata Gradewise Averages CTC Leaf / Dust Upto Sale 14



Kolkata Gradewise Sold Quantity (M. Kgs) CTC Leaf / Dust Upto Sale 14



KOLKATA GRADEWISE ORTHODOX AVARAGES UPTO SALE 14

GRADE	2026 - 27		2025 - 26		GRADE	2026 - 27		2025 - 26	
	QTY.	AVG	QTY.	AVG		QTY.	AVG	QTY.	AVG
TGFOP1	887.0	426.48	3809.8	409.89	GFBOP	2180.2	284.32	8773.0	303.82
TGFOP	3060.1	379.16	14530.2	386.38	GBOP	870.0	284.26	8008.5	279.71
GFOP	1667.1	355.06	6921.0	377.36	BPS	1730.0	380.01	2754.0	390.30
FOP	2507.2	295.17	7195.7	347.02	GBOP1/FBOP1	3728.0	203.82	7282.1	231.61
FBOP	3654.2	319.46	15084.2	320.68	BOPF/GOF/FOF	2276.0	218.93	4846.2	195.79

OFFER / SOLD QUANTITY & AVERAGE PRICE CTC / DUST

	THIS SALE				LAST SALE				TO DATE			
	OFFERED	SOLD	AVG.	OUT %	OFFERED	SOLD	AVG.	OUT %	OFFERED	SOLD	AVG.	OUT %
BROKENS	1,17,051	97,424	180.06	17%					1,17,051	97,424	180.06	17%
FANNINGS	26,804	23,852	189.71	11%					26,804	23,852	189.71	11%
LEAF SEC.	4,024	4,024	118.20	0%					4,024	4,024	118.20	0%
LEAF TOTAL	1,47,878.7	1,25,300.8	179.91	15%					1,47,878.7	1,25,300.8	179.91	15%
DUST	39,275	34,139	151.14	13%					39,275	34,139	151.14	13%
DUST SEC.	24,995	9,891	73.21	60%					24,995	9,891	73.21	60%
DUST TOTAL	64,269.6	44,029.6	133.64	31%					64,269.6	44,029.6	133.64	31%
TOTAL	2,12,148.3	1,69,330.4	167.88	20%					2,12,148.3	1,69,330.4	167.88	20%

OFFER / SOLD QUANTITY & AVERAGE PRICE ORTHODOX

WHOLE LEAF	67,250	48,322	221.59	28%					67,250	48,322	221.59	28%
BROKENS	39,904	24,902	286.36	38%					39,904	24,902	286.36	38%
FANNINGS	22,712	16,849	140.27	26%					22,712	16,849	140.27	26%
SECONDARY	40,974	30,070	167.49	27%					40,974	30,070	167.49	27%
ORTH. TOTAL	1,70,839.3	1,20,143.0	210.07	30%					1,70,839.3	1,20,143.0	210.07	30%

OFFER / SOLD QUANTITY & AVERAGE PRICE DARJEELING

WHOLE LEAF	1,092	481	569.74	56%					1,092	481	569.74	56%
BROKENS	668	441	161.38	34%					668	441	161.38	34%
FANNINGS	1,793	1,225	130.34	32%					1,793	1,225	130.34	32%
DARJ. TOTAL	3,552.6	2,147.0	235.12	40%					3,552.6	2,147.0	235.12	40%

OFFER / SOLD QUANTITY & AVERAGE PRICE

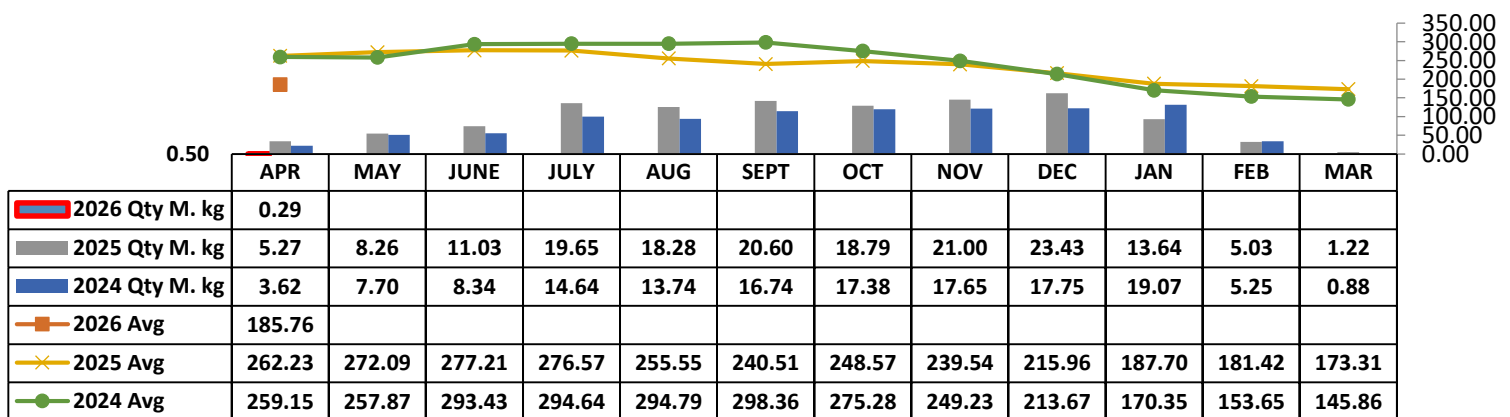
CTC	THIS SALE				LAST SALE				TO DATE			
	OFFERED	SOLD	AVG.	OUT %	OFFERED	SOLD	AVG.	OUT %	OFFERED	SOLD	AVG.	OUT %
2026-27	147878.7	125300.8	179.91	15%					147878.7	125300.8	179.91	15%
2025-26	634979.3	303473.3	175.25	52%					634979.3	303473.3	175.25	52%
DUST	OFFERED	SOLD	AVG.	OUT %	OFFERED	SOLD	AVG.	OUT %	OFFERED	SOLD	AVG.	OUT %
2026-27	64269.6	44029.6	133.64	31%					64269.6	44029.6	133.64	31%
2025-26	72572.2	47545.0	226.24	34%					72572.2	47545.0	226.24	34%
ORTHODOX	OFFERED	SOLD	AVG.	OUT %	OFFERED	SOLD	AVG.	OUT %	OFFERED	SOLD	AVG.	OUT %
2026-27	170839.3	120143.0	210.07	30%					170839.3	120143.0	210.07	30%
2025-26	118316.7	110591.3	311.63	7%					118316.7	110591.3	311.63	7%
DARJEELING	OFFERED	SOLD	AVG.	OUT %	OFFERED	SOLD	AVG.	OUT %	OFFERED	SOLD	AVG.	OUT %
2026-27	3552.6	2147.0	235.12	40%					3552.6	2147.0	235.12	40%
2025-26	367.3	86.4	202.00	76%					367.3	86.4	202.00	76%
TOTAL	OFFERED	SOLD	AVG.	OUT %	OFFERED	SOLD	AVG.	OUT %	OFFERED	SOLD	AVG.	OUT %
2026-27	386540.2	291620.4	185.76	25%					386540.2	291620.4	185.76	25%
2025-26	826235.4	461695.9	213.17	44%					826235.4	461695.9	213.17	44%

PRICE RANGE	CTC LEAF					DUST				
% OF TEAS SOLD	2026/27		UP TO SALE 14			2026/27		UP TO SALE 14		
	SALE 14	SALE 07	2026/27	2025/26	2024/25	SALE 14	SALE 07	2026/27	2025/26	2024/25
	BELOW 160	36.06		36.06	66.65	72.75	78.74		78.74	37.09
BETWEEN 160.00-179.99	19.54		19.54	6.55	10.35	3.11		3.11	0.87	9.17
BETWEEN 180.00-199.99	12.21		12.21	3.07	1.98	7.06		7.06	2.68	2.03
BETWEEN 200.00-219.99	14.07		14.07	3.10	2.18	0.00		0.00	0.00	0.00
BETWEEN 220.00-239.99	7.70		7.70	0.80	1.23	3.45		3.45	0.82	1.99
BETWEEN 240.00-259.99	2.36		2.36	1.71	0.40	0.00		0.00	1.61	0.08
BETWEEN 260.00-279.99	2.43		2.43	1.36	2.40	0.00		0.00	6.71	0.00
ABOVE 280	5.64		5.64	16.78	8.71	7.64		7.64	50.22	4.11

PRICE RANGE	ORTHODOX					PRICE RANGE	DARJEELING		
% OF TEAS SOLD	2026/27		UP TO SALE 14			% OF TEAS SOLD	2026/27		UP TO SALE 14
	SALE 14	SALE 07	2026/27	2025/26	2024/25		SALE 14	SALE 07	2026/27
	BELOW 200	50.15		50.15	9.55		33.38	BELOW 300.00	77.61
BETWEEN 200.00-219.99	9.95		9.95	4.44	1.52	BETWEEN 301.00-400.99	5.89		5.89
BETWEEN 220.00-239.99	6.58		6.58	5.05	4.71	BETWEEN 401.00-500.99	13.40		13.40
BETWEEN 240.00-259.99	8.46		8.46	3.18	6.91	BETWEEN 501.00-600.99	0.00		0.00
BETWEEN 260.00-279.99	3.61		3.61	8.44	7.90	BETWEEN 601.00-700.99	0.00		0.00
ABOVE 280	21.25		21.25	69.34	45.57	ABOVE 701.00	3.10		3.10

FUTURE FRESH OFFERING (IN PACKAGES)															
SALE NO	THIS YEAR-2026 - 27					LAST YEAR-2025 - 26					DIFFERENCE				
	CTC LEAF	ORTH.	DARJ.	DUST	TOTAL	CTC LEAF	ORTH.	DARJ.	DUST	TOTAL	CTC LEAF	ORTH.	DARJ.	DUST	TOTAL
15	8914	2867	82	1201	13064	10397	8179	63	1903	20542	-1483	-5312	19	-702	-7478
16	11029	8222	57	1777	21085	16174	14932	51	3700	34857	-5145	-6710	6	-1923	-13772
TOTAL	19943	11089	139	2978	34149	26571	23111	114	5603	55399	-6628	-12022	25	-2625	-21250

Kolkata Monthly Price Movement All Teas



CTTA BUYING (ALL TEAS) FOR THE SALE 14

	CTC LEAF			DUST				TOTAL			
	SALE 14										
OFFER	1,47,878.7		Kgs	OFFER	64,269.6		Kgs	OFFER	2,12,148.3		Kgs
SOLD	1,25,300.8		Kgs	SOLD	44,029.6		Kgs	SOLD	1,69,330.4		Kgs
SOLD %	85%			SOLD %	69%			SOLD %	80%		
ZONES	KGS.	AVG.	%		Kgs	AVG	%		Kgs	AVG	%
Local	44,819.7	195.21	36%	W.India	13,891.0	128.75	32%	Local	48,993.2	193.50	29%
N.India	40,677.5	178.42	32%	Exports	13,868.5	101.74	31%	N.India	46,532.0	180.93	27%
W.India	14,016.0	177.08	11%	N.India	5,854.5	198.34	13%	W.India	27,907.0	153.02	16%
Others	10,033.4	159.32	8%	S.India	5,224.0	111.37	12%	Exports	22,188.2	115.40	13%
Exports	8,319.7	138.16	7%	Local	4,173.5	175.08	9%	Others	10,879.0	160.75	6%
S.India	3,417.6	205.82	3%	Others	845.6	177.71	2%	S.India	8,641.6	148.72	5%
HUL	3,003.1	126.11	2%	WI.Pack	172.5	351.00	0%	HUL	3,003.1	126.11	2%
NI.Pack	527.9	304.00	0%					WI.Pack	658.4	188.64	0%
WI.Pack	485.9	131.00	0%					NI.Pack	527.9	304.00	0%
Grand Total	1,25,300.8	179.91	100%	TOTAL	44,029.6	133.64	100%	TOTAL	1,69,330.4	167.88	100%

	ORTHODOX			DARJEELING			
	SALE 14						
OFFER	1,70,839.3		Kgs	OFFER	3,552.6		Kgs
SOLD	1,20,143.0		Kgs	SOLD	2,147.0		Kgs
SOLD %	70%			SOLD %	60%		
ZONE	Kgs	AVG	%		Kgs	AVG	%
Middle East	73,284.8	214.10	61%	Local	1,732.8	196.19	81%
Local	23,722.3	226.78	20%	W.India	287.8	441.00	13%
Others	13,832.9	177.14	12%	Others	126.4	300.00	6%
Domestic	3,787.5	260.24	3%				
Exports	3,024.4	97.54	3%				
W.India	1,748.0	126.25	1%				
N.India	743.1	291.00	1%				
TOTAL	1,20,143.0	210.07	100%	TOTAL	2,147.0	235.12	100%

ASSAM CTC BATTING ORDER (GTAC+CTTA) Sale 14

MARK	2026-27		2025-26	
	KGS	AVG	KGS	AVG
HALMARI	688	536.84	1645	441.63
DECKIAJULI	889	526.32	0	0.00
HALMIRA	1574	422.05	0	0.00
DOOMNI	2979	422.01	1638	350.72
DOOLAHAT	2969	421.10	6362	333.37
DUKLINGIA	489	417.64	3010	390.81
GHILLIDARY	1117	410.30	0	0.00
NARAYANPUR	1106	406.62	810	335.91
BORSAPORI	1153	398.56	0	0.00
BAHIPOOKRI	8093	390.39	0	0.00
HATIJAN CLONAL	9141	389.64	2953	355.60
SOCKLATINGA	175	386.00	0	0.00
BOKAHOLA	3331	383.08	12535	304.50
HUNWAL	220	381.00	3976	317.93
BIJLEEJAN	2000	380.60	9937	373.22
NAGRIJULI	1490	379.18	0	0.00
DEMOW	759	372.75	227	281.00
KOPATI	3446	371.36	3374	366.75
DEKORAI	11768	369.40	9185	309.51
RAJGARH	474	367.34	0	0.00
DIROK	6866	364.27	5467	314.19
PHULBARI	4335	364.08	0	0.00
DUFFLAGHUR	2246	361.65	0	0.00
BEHALI	11353	355.84	15650	290.23
ARUN	1059	351.11	0	0.00

DOOARS CTC BATTING ORDER (STAC+CTTA) Sale 14

MARK	2026-27		2025-26	
	KGS	AVG	KGS	AVG
KARTICK	4765	432.44	1242	421.84
BINAGURI	17838	424.11	13378	376.87
GHATIA ROYAL	2537	412.43	0	0.00
RYDAK	9397	393.85	5537	363.33
CHULSA	1713	381.53	0	0.00
ARYAMAN	927	381.06	0	0.00
DANGUAJHAR	7701	380.32	4882	327.39
PAHARGOOMIAH	2632	377.43	8001	371.97
MAINAKROYAALE	710	377.27	1987	314.85
GULMA	3202	377.18	9128	367.06
JITI	9019	375.91	5033	340.16
ZURRANTEE	2417	375.85	7398	320.41
BHATKAWA	1947	370.66	3075	353.78
BARADIGHI	9719	370.06	4433	403.07
SANKOS	4340	366.85	2230	331.31
MORAGHAT	11289	366.25	5196	361.34
GRASSMOREROYAL	1861	361.27	0	0.00
NEPUCHAPUR	6361	359.71	8232	333.05
HULDIBARIROYAL	11072	356.09	9186	321.50
LEESH RIVER	856	351.70	20205	329.62
HANSQUA	2417	351.12	2689	344.43
MECHPARA	3570	351.05	6035	326.30
TAIPOO	750	349.16	2602	314.82
KATALGURI	1613	349.12	0	0.00
MATHURA	4581	348.91	7147	305.54

ASSAM ORTHODOX BATTING ORDER (GTAC+CTTA) Sale 14

MARK	2026-27		2025-26	
	KGS	AVG	KGS	AVG
MAHABIRBARI	2	2501.00	0	0.00
DOOMNI	15	1701.00	13	1651.00
BEESAKOPIE	2848	357.15	5	2501.00
GREENTWIGS	375	350.50	0	0.00
HATTIALLI	3536	315.71	20692	349.31
SINGRIMARI	6354	308.85	10335	282.90
MISIMIKATA	5184	298.69	0	0.00
DEJOOVALLEY	3026	295.46	0	0.00
MAIJONGA	4249	289.64	1900	296.72
BUDLAPARA	8380	278.76	0	0.00
AMBIKABARI	785	265.79	1027	293.83
BAHANI	748	261.19	0	0.00
REDVALLEYCLONAL	1811	217.50	0	0.00
MANJUBARI	270	169.06	1171	234.91

DARJEELING BATTING ORDER Sale 14

MARK	2026-27		2025-26	
	KGS	AVG	KGS	AVG
UPPER FAGU	66	1638.00	0	0.00

Follow us on:

